



Fantasy Football

How we did with our 2002 Projections

The analysis below measures fantasy points per game for the designated period. It assumes a generic fantasy scoring league (1 point for 10 yards rush/receiving, 1 point for 20 yards passing, 6 points for rushing/receiving TD, 4 points for passing TD)

A Look back at the 2002 Quarterback Projections - 70 % Success

	2001	2002		2002		Projection
Player	Actual	Projection	Expected	Actual	Result	Direction
Warner,K	24.5	22.0	↓	9.3	↓	Correct
Garcia,J	22.5	20.2	↓	17.8	↓	Correct
Manning,P	21.9	20.8	↓	19.2	↓	Correct
Brooks,A	21.1	18.3	↓	18.4	↓	Correct
Favre,B	21.0	18.7	↓	16.6	↓	Correct
Gannon,R	20.9	19.3	↓	22.0	↑	Wrong
McNair,S	21.5	18.6	↓	18.1	↓	Correct
McNabb,D	21.5	20.2	↓	25.2	↑	Wrong
Fiedler,J	18.8	16.4	↓	15.2	↓	Correct
Stewart,K	18.4	16.3	↓	14.4	↓	Correct



















































Green,T	17.1	16.4	↓	18.2	↑	Wrong
Collins,K	17.0	14.8	↓	15.7	↓	Correct
Plummer,J	16.9	15.9	↓	13.8	↓	Correct
Brunell,M	18.0	13.8	↓	14.3	↓	Correct
Flutie,D	16.2	6.9	↓	3.8	↓	Correct
Culpepper,D	23.5	20.4	↓	21.2	↓	Correct
Griese,B	17.1	16.9	↓	16.0	↓	Correct
Johnson,B	15.8	14.4	↓	17.8	↑	Wrong
Weinke,C	16.0	7.2	↓	0.7	↓	Correct
Couch,T	14.5	13.3	↓	13.3	↓	Correct
Kitna,J	13.9	7.5	↓	17.0	↑	Wrong
Brady,T	14.7	12.8	↓	18.1	↑	Wrong
Chandler,C	15.3	8.1	↓	7.8	↓	Correct
Testaverde,V	12.5	11.7	↓	6.7	↓	Correct
Miller,J	11.8	9.5	↓	13.2	↑	Wrong
Hasselbeck,M	11.0	6.6	↓	16.9	↑	Wrong
Johnson,R	15.4	4.7	↓	5.7	↓	Correct
Carter,Q	11.8	9.3	↓	13.5	↑	Wrong
Vick,M	10.4	16.5	↑	21.5	↑	Correct

A Look back at the 2002 RunningBack Projections - 77 % Success

Player	2001 Actual	2002 Projection	2002 Expected	2002 Actual	2002 Result	Projection Direction
Faulk,M	24.3	22.2	↓	14.9	↓	Correct
Holmes,P	17.3	14.0	↓	26.6	↑	Wrong
Green,A	16.5	16.7	↑	15.5	↓	Wrong
Alexander,S	16.4	15.8	↓	17.0	↑	Wrong
Martin,C	15.5	15.0	↓	11.7	↓	Correct
Dillon,C	14.5	12.9	↓	12.7	↓	Correct
Tomlinson,L	13.8	16.7	↑	19.2	↑	Correct
Williams,R	13.6	15.1	↑	20.2	↑	Correct
Smith,A	13.3	11.7	↓	10.7	↓	Correct
Davis,S	12.1	12.2	↑	12.0	↓	Wrong
Hearst,G	11.6	11.1	↓	11.4	↓	Correct
Thomas,A	12.7	14.1	↑	10.4	↓	Wrong
Barber,T	12.0	12.8	↑	16.5	↑	Correct
Smith,L	10.5	10.9	↑	12.0	↑	Correct
Mack,S	10.3	6.5	↓	7.0	↓	Correct
Garner,C	10.0	11.5	↑	16.0	↑	Correct
Alstott,M	9.8	9.2	↓	7.6	↓	Correct
George,E	9.5	13.0	↑	14.1	↑	Correct
Staley,D	11.3	12.7	↑	12.8	↑	Correct
Bettis,J	12.9	8.7	↓	10.5	↓	Correct
Pittman,M	9.4	10.6	↑	7.8	↓	Wrong
Dunn,W	10.5	10.6	↑	12.3	↑	Correct
Smith,E	9.4	10.2	↑	8.5	↓	Wrong
White,J	7.6	8.6	↑	7.9	↑	Correct
Dayne,R	7.4	6.7	↓	4.1	↓	Correct
Henry,T	8.8	9.3	↑	16.2	↑	Correct
Bennett,M	8.4	9.6	↑	12.5	↑	Correct
Barlow,K	7.1	8.3	↑	7.9	↑	Correct

Stewart,J	9.5	11.1		12.2		Correct
James,E	17.3	13.0		10.9		Correct

A Look back at the 2002 Wide Receiver Projections - 75 % Success

Player	2001 Actual	2002 Projection	2002 Expected	2002 Actual	2002 Result	Projection Direction
Harrison,M	15.2	13.7		15.0		Correct
Owens,T	15.0	13.6		15.9		Wrong
Boston,D	13.2	11.8		7.5		Correct
Smith,R	13.5	12.4		8.4		Correct
Moss,R	11.8	13.0		11.7		Wrong
Smith,J	11.6	11.2		9.1		Correct
Horn,J	11.3	11.8		10.8		Wrong
Holt,T	11.1	12.7		9.8		Wrong
Brown,T	10.9	10.7		6.7		Correct
Rice,J	10.5	9.0		10.3		Correct
Mason,D	11.9	9.9		10.1		Correct
Conway,C	10.4	11.0		12.0		Correct
Johnson,K	10.2	9.3		6.2		Correct
Booker,M	10.1	9.2		10.0		Correct
Brown,T	9.9	9.6		7.7		Correct
Jackson,D	9.8	9.5		9.3		Correct
Bruce,I	9.3	10.7		9.5		Correct
Ismail,Q	9.2	7.6		4.6		Correct
McCardell,K	9.2	8.6		7.4		Correct
Schroeder,B	10.5	7.4		8.1		Correct
Price,P	8.8	9.1		11.1		Correct
Morton,J	8.8	9.6		4.5		Wrong
Coles,L	8.7	9.9		10.7		Correct
Thrash,J	9.1	8.3		8.3		Correct
Burress,P	8.6	9.9		10.9		Correct

Toomer,A	8.5	8.9	↑	11.4	↑	Correct
Jackson,W	8.4	5.9	↓	3.2	↓	Correct
Ward,H	8.3	7.6	↓	13.7	↑	Wrong
Johnson,K	8.8	9.5	↑	8.7	↓	Wrong
Chambers,C	8.6	10.1	↑	7.1	↓	Wrong
Dyson,K	7.8	8.9	↑	6.3	↓	Wrong
Carter,C	7.7	3.5	↓	3.2	↓	Correct
Moulds,E	7.5	10.1	↑	11.8	↑	Correct
Patten,D	7.9	6.2	↓	7.5	↓	Correct
Freeman,A	7.3	7.8	↑	5.6	↓	Wrong
Hilliard,I	7.4	7.9	↑	8.6	↑	Correct
Stokes,J	6.7	8.1	↑	3.6	↓	Wrong
Gardner,R	6.2	8.8	↑	9.3	↑	Correct
Scott,D	6.3	1.0	↓	2.7	↓	Correct
Westbrook,M	5.7	7.4	↑	4.3	↓	Wrong
Galloway,J	6.1	6.5	↑	9.3	↑	Correct
McKnight,J	5.6	4.8	↓	5.4	↓	Correct
Jurevicius,J	6.3	5.4	↓	5.5	↓	Correct
Proehl,R	6.2	4.6	↓	4.7	↓	Correct
Gadsden,O	6.1	6.3	↑	3.8	↓	Wrong
Pinkston,T	5.9	6.4	↑	8.0	↑	Correct
Chrebet,W	5.8	7.2	↑	8.2	↑	Correct
Taylor,T	5.6	8.2	↑	8.3	↑	Correct
Warrick,P	4.6	7.2	↑	6.6	↑	Correct
Sanders,F	5.3	5.0	↓	5.2	↓	Correct
Hayes,D	4.8	4.1	↓	3.6	↓	Correct
Jenkins,M	5.4	5.2	↓	4.5	↓	Correct
Mathis,T	4.3	5.5	↑	3.4	↓	Wrong
Finneran,B	6.1	6.4	↑	8.6	↑	Correct
Hakim,A	4.5	8.1	↑	7.2	↑	Correct
Alexander,D	6.1	6.9	↑	2.8	↓	Wrong

Jefferson,S	4.7	5.4	↑	4.1	↓	Wrong
Terrell,D	4.1	4.2	↑	6.1	↑	Correct
Bradford,C	4.6	7.2	↑	7.5	↑	Correct
Muhammad,M	5.9	9.2	↑	8.0	↑	Correct
Robinson,K	4.1	8.0	↑	10.0	↑	Correct
Morgan,Q	3.9	4.9	↑	9.9	↑	Correct
Kennison,E	4.8	7.5	↑	6.8	↑	Correct
Byrd,I	4.2	5.7	↑	3.2	↓	Wrong
Shaw,B	4.4	6.2	↑	3.9	↓	Wrong
Dwight,T	4.9	6.1	↑	5.7	↑	Correct
Stokley,B	3.6	6.3	↑	6.4	↑	Correct
Green,J	4.2	2.7	↓	2.6	↓	Correct
Pathon,J	11.1	5.0	↓	5.9	↓	Correct
White,D	3.1	5.1	↑	5.7	↑	Correct
Crowell,G	10.4	3.2	↓	3.3	↓	Correct
Streets,T	2.7	4.1	↑	7.0	↑	Correct

A Look back at the 2002 Tight End Projections - 77% Success

Player	2001 Actual	2002 Projection	2002 Expected	2002 Actual	2002 Result	Projection Direction
Gonzalez,T	8.2	8.5	↑	7.5	↓	Wrong
Pollard,M	7.6	7.1	↓	5.6	↓	Correct
Sharpe,S	5.8	6.4	↑	7.2	↑	Correct
Clark,D	7.1	3.4	↓	2.1	↓	Correct
Wycheck,F	5.8	5.8	↑	3.4	↓	Wrong
Franks,B	5.7	6.0	↑	6.1	↑	Correct
Chamberlain,B	5.6	5.5	↓	3.2	↓	Correct
Sloan,D	6.9	5.2	↓	1.2	↓	Correct
Lewis,C	5.6	5.7	↑	4.4	↓	Wrong
Riemersma,J	5.1	4.7	↓	2.3	↓	Correct

Conwell,E	5.1	4.3	↓	4.2	↓	Correct
Walls,W	5.8	5.1	↓	4.4	↓	Correct
Jones,F	5.2	5.4	↑	3.2	↓	Wrong
Becht,A	4.4	5.9	↑	3.9	↓	Wrong
Johnson,E	3.6	4.5	↑	4.0	↑	Correct
Carswell,D	3.9	3.2	↓	3.1	↓	Correct
Moore,D	4.0	3.5	↓	3.3	↓	Correct
Crumpler,A	4.3	4.6	↑	5.0	↑	Correct
Brady,K	3.6	5.0	↑	4.7	↑	Correct
Williams,R	3.0	3.4	↑	1.6	↓	Wrong
Dilger,K	3.3	4.1	↑	3.5	↑	Correct
Williams,B	4.2	1.9	↓	3.3	↓	Correct
Cleeland,C	6.3	2.8	↓	2.2	↓	Correct
Wiggins,J	3.7	2.9	↓	2.0	↓	Correct
Weaver,J	2.8	1.8	↓	5.1	↑	Wrong
Kozlowski,B	4.7	1.1	↓	1.5	↓	Correct
Kinney,E	3.2	2.1	↓	1.9	↓	Correct
Flemister,Z	3.2	3.4	↑	3.8	↑	Correct
Ricks,M	2.8	3.3	↑	3.7	↑	Correct
Hape,P	2.5	2.3	↓	2.4	↓	Correct

A Look back at the 2002 Place Kickers Projections - 57 % Success

Player	2001 Actual	2002 Projection	Expected	2002 Actual	Result	Projection Direction
Vanderjagt,M.	10.1	10.9	↑	7.9	↓	Wrong
Elam,J.	9.8	10.8	↑	9.1	↓	Wrong
Brown,K.	9.7	7.5	↓	6.1	↑	Correct
Wilkins,J.	9.1	10.4	↑	7.1	↓	Wrong
Edinger,P.	9.1	10.0	↑	7.9	↓	Wrong

Carney, J.	9.5	8.3	↓	10.2	↑	Wrong
Feely, J.	8.8	8.9	↓	10.9	↓	Correct
Peterson, T.	8.7	9.4	↑	7.3	↓	Wrong
Vinatieri, A.	8.5	9.6	↑	9.2	↑	Correct
Janikowski, S.	8.9	8.5	↓	9.6	↑	Wrong
Stover, M.	8.4	9.2	↑	7.7	↓	Wrong
Akers, D.	8.1	9.7	↑	10.1	↑	Correct
Longwell, R.	8.1	10.0	↑	9.6	↑	Correct
Hall, J.	8.1	8.7	↑	8.0	↓	Wrong
Conway, B.	8.5	9.0	↑	8.0	↓	Wrong
Andersen, M.	7.6	8.1	↑	9.9	↑	Correct
Nedney, J.	7.3	8.3	↑	8.3	↑	Correct
Cortez, J.	7.3	7.8	↑	7.9	↑	Correct
Gramatica, M.	8.3	9.3	↑	10.3	↑	Correct
Lindell, R.	7.2	7.8	↑	7.8	↑	Correct
Hanson, J.	8.1	9.1	↑	7.6	↓	Wrong
Kasay, J.	7.1	8.1	↑	5.5	↓	Wrong
Dawson, P.	6.9	7.4	↑	7.5	↑	Correct
Mare, O.	7.2	9.9	↑	8.4	↑	Correct
Hollis, M.	6.4	8.5	↑	8.9	↑	Correct
Rackers, N.	6.1	6.5	↑	5.5	↓	Wrong
Anderson, G.	5.9	6.0	↑	7.4	↑	Correct
Gramatica, B.	6.6	6.5	↓	5.6	↓	Correct



Tentatively set to open on June 26, 2003

Features Included in the 2003 Fantasy Football Package

- **Fantasy Pro: Draft Prep Software** - Detailed projections on over 600 players, including defensive players, allowing you to produce customized ranking lists based on your league rules.
- **VAM Draft Strategy** - Drafting order based on the scarcity of each position and the probability of predictability
- **Preseason Projection Notes** - Not just the news, but relevant fantasy projection changes, updated feverishly throughout the preseason
- **Position Battles/ Sleepers** - Knowing who the winners will be
- **Inside the Numbers Series** - Which position players face the most difficult or friendly schedule ahead
- **Historical Fantasy Databases** - Which players are the most consistent year after year
- **Weekly Pickup Recommendations** - Which players worthy pickup candidates
- **Injury News and analysis reports/emails** - Fantasy recommendations to the daily news
- **Opposition Match Up Matrix Database**- Weekly plays and trading reference tool
- **Weekly Player Rankings/Projections for your Team** - Critical Start/Bench decisions based on our successful weekly forecasting
- **Trending Player Analysis**
- **Red Zone and Targeted Passes Databases** - Spot the trends
- **Sunday Morning Scoop** - Last minute activation / deactivation alerts

Pre-order today and receive a \$5 customer loyalty discount, the discount is valid through the end of June:

<http://www.insiderfootball.com/joinf-loyal2003.htm>

We look forward to having you back in 2003 for another successful fantasy season. Thanks again for your patronage!

[[Contact Us](#)]

Copyright 1999-2003 Fantistics Fantasy Sports
All Rights Reserved.